



Scouting elective awards

By: Roscoe van Muylwyk

Table of Contents



- Outdoor Activity Award
- World Conservation Award
- Conservation Good Turn Award
- Leave No Trace Award
- Donor Awareness Award
- Emergency Preparedness Award
- Crime prevention program
- Religious emblems
- World Friendship fund
- BSA Family program
- Summer time Pack award
- Knots
 - Cubmaster Award
 - Cub Scouter Award
 - Pack Trainer Award
 - Den Leader Awards- Tiger, Cub Scout, Webelos
 - Scouters Key
 - Scout Leaders Training

Outdoor Activity Award



Outdoor Activity Award



- Tiger Cubs, Wolf and Bear Cub Scouts, and Webelos Scouts have the opportunity to earn the Cub Scout Outdoor Activity Award. Boys may earn the award in each of the program years as long as the requirements are completed each year. The first time the award is earned, the boy will receive the pocket flap award, which is to be worn on the right pocket flap of the uniform shirt. Each successive time the award is earned, a wolf track pin may be added to the flap. Leaders should encourage boys to build on skills and experiences from previous years when working on the award for a successive year.

Requirements

All Ranks

- Attend Cub Scout day camp or Cub Scout/Webelos Scout resident camp.

Outdoor Activity Award



• Outdoor Activities

- With your den, pack, or family:
- Participate in a nature hike in your local area. This can be on an organized, marked trail, or just a hike to observe nature in your area.
- Participate in an outdoor activity such as a picnic or park fun day.
- Explain the buddy system and tell what to do if lost. Explain the importance of cooperation.
- Attend a pack overnighter. Be responsible by being prepared for the event.
- Complete an outdoor service project in your community.
- Complete a nature/conservation project in your area. This project should involve improving, beautifying, or supporting natural habitats. Discuss how this project helped you to respect nature.
- Earn the Summertime Pack Award.
- Participate in a nature observation activity. Describe or illustrate and display your observations at a den or pack meeting.
- Participate in an outdoor aquatic activity. This can be an organized swim meet or just a den or pack swim.
- Participate in an outdoor campfire program. Perform in a skit, sing a song, or take part in a ceremony.
- Participate in an outdoor sporting event.
- Participate in an outdoor Scout's Own or other worship service.
- Explore a local city, county, state, or national park. Discuss with your den how a good citizen obeys the park rules.

Outdoor Activity Award



- **Tiger Cubs**

- Complete one requirement in Achievement 5, "Let's Go Outdoors" (*Tiger Cub Handbook*) and complete three of the outdoor activities listed previously.

- **Wolf Cub Scouts**

- Assemble the "Six Essentials for Going Outdoors" (*Wolf Handbook*, Elective 23b) and discuss their purpose, and complete four of the outdoor activities listed previously.

- **Bear Cub Scouts**

- Earn the Cub Scout Leave No Trace Award (*Bear Handbook*, Elective 25h) and compete five of the outdoor activities listed previously.

- **Webelos Scouts**

- Earn the Outdoorsman Activity Badge (*Webelos Handbook*) and complete six of the outdoor activities listed previously.

World Conservation Award



World Conservation Award



- The World Conservation Award provides an opportunity for individual Cub Scouts, Boy Scouts, Varsity Scouts, and Venturers to "think globally" and "act locally" to preserve and improve our environment. This program is designed to make youth members aware that all nations are closely related through natural resources and that we are interdependent with our world environment.
- The Cub Scout version of the World Conservation Award can be earned by Wolf or Bear Cub Scouts, and by Webelos Scouts.
- This award can be earned only once while you are in Cub Scouting (i.e. as either a Wolf Cub Scout, a Bear Cub Scout, or as a Webelos Scout).

World Conservation Award



- **Wolf Cub Scout:**
- Complete achievement #7 - Your Living World
- Complete all Arrow Points in 2 of the following 3 Electives:
 - #13 - Birds
 - #15 - Grow Something
 - #19 - Fishing
- Participate in a den or pack conservation project in addition to the above

World Conservation Award



- **Bear Cub Scouts:**
- Complete achievement #5 - SHARING YOUR WORLD WITH WILDLIFE
- Complete all requirements in 2 of the following 3 electives:
 - #2 - Weather
 - #12 - Nature Crafts
 - #15 - Water and Soil Conservation
- Participate in a den or pack conservation project in addition to the above

World Conservation Award



- **Webelos Scouts:**
 - Earn the *Forester* activity badge.
 - Earn the *Naturalist* activity badge.
 - Earn the *Outdoorsman* activity badge.
 - Participate in a den or pack conservation project.

- **Boy Scouts**
 - Scouts are eligible to receive the **World Conservation Award** after completing the requirements for the following merit badges: **Environmental Science**, **Citizenship in the World**, and **either Soil and Water Conservation or Fish and Wildlife Management**.

Conservation Good Turn Award



Conservation Good Turn Award



- Since 1910, conservation has been an integral part of the program of the Boy Scouts of America. The BSA has been a positive force in conservation and environmental efforts. Scouts have rendered distinguished public service by helping to conserve wildlife, energy, forests, soil, and water. Past generations of Scouts have been widely recognized for undertaking conservation Good Turn projects in their local communities. Scouts of today have grown up with words such as *ecosystem* and *biodiversity*. They recognize the need for, and the benefits of, conserving natural resources. Scouts understand that we all must work together for the betterment of the land, forests, wildlife, air, and water.
- Much has been accomplished in recent years by individual Scouts and through unit conservation Good Turns. Much more needs to be done.
- Beginning in 1995, the Boy Scouts of America will do much more.

Conservation Good Turn Award



- **Support Your Local Conservationists**
- The Conservation Good Turn is an opportunity for Cub Scout packs, Boy Scout troops, Varsity Scout teams, and Explorer posts to join with conservation or environmental organization (federal, state, local, or private) to carry out a conservation Good Turn in their home communities.
- The Scouting unit contacts a conservation agency and offers to carry out a Good Turn project.
- The agency identifies a worthwhile and needed project that the unit can accomplish.
- Working together in the local community, the unit and the agency plan the details and establish the date, time, and location for carrying out the project.

Conservation Good Turn Award



- **Participating Agencies**
- Many federal agencies are resources for the BSA's Conservation Good Turn. These agencies include
- U.S. Department of Agriculture
 - Soil Conservation Service
 - Forest Service
 - Extension Service
- U.S. Department of the Interior
 - United States Fish and Wildlife Service
 - Bureau of Land Management
 - National Park Service
 - Geological Survey
 - Bureau of Indian Affairs
 - Bureau of Reclamation
- U.S. Army Corps of Engineers
 - National Oceanic and Atmospheric Administration
- U.S. Environmental Protection Agency

Conservation Good Turn Award



- **Recognitions**

- A Conservation Good Turn certificate is available at the council service center for units that participate and report on their efforts. The application is available online at <http://www.geocities.com/~pack215/cgt-application.jpg>. A Conservation Good Turn patch is also available for purchase at the council service center to recognize individual youth and adult members who participate in a meaningful conservation project. The World Conservation Award provides another opportunity for individual Cub Scouts, Boy Scouts, Varsity Scouts, and Explorers to "think globally" and "act locally" to preserve and improve our environment. This program is designed to make Scouts and Explorers aware that all nations are closely related through natural resources and that we are interdependent with our world environment. Applications for this award are available at the council service center.

Conservation Good Turn Award



- **Project Ideas**

- Conservation and environmental agencies typically have a backlog of needed projects that they have been unable to carry out, for lack of funding or volunteers. The list of possible Good Turn projects is limited only by the needs of the agency and the willingness of the Scouting unit. In every community, whether urban, suburban, or rural, worthwhile projects await all Scouting units.

Conservation Good Turn Award



- **Scouts**
- Conservation projects should involve the entire Unit, adult leaders, and family members. Hands-on projects help Scouts realize that everyone can do things to care for the environment. Suggested projects include, but are not limited to
- Plant grasses, trees, shrubs, and ground cover to stop soil erosion.
- As a Unit, adopt a park. Remove litter and garbage from a favorite neighborhood recreation area or park.
- Organize or participate in a recycling program in your neighborhood or visit a recycling center.
- Arrange a natural resources awareness program. Invite natural resource professionals such as wildlife biologists, soil conservationists, foresters, or conservation officers to speak to your unit.

Conservation Good Turn Award



- Participate in a beach or waterfront cleanup. Record the items collected and determine the possible harmful effects to wildlife. With youth participation, develop a plan to educate the public about the dangers posed to wildlife.
- From a local, state, or national organization that is concerned about environmental protection, obtain suggestions for den and pack projects to improve the environment.
- As a den or pack, visit a public utility to learn about the wise use of resources, and become involved in programs offered by utilities to help consumers conserve resources.
- Contact the camp ranger or BSA local council property superintendent for information about camp needs and plans. Establish a nature trail, plant vegetation, or carry out other needed projects as requested by the camp ranger.

Leave No Trace Award



Leave No Trace Award



- **Cub Scout Leave No Trace Pledge**
- I promise to practice the Leave No Trace front country guidelines wherever I go:
- Plan Ahead and Prepare
- Travel and Camp on Durable Surfaces
- Dispose of Waste Properly
- Leave What You Find
- Minimize Campfire Impacts
- Respect Wildlife
- Be Considerate of Other Visitors.

Leave No Trace Award



- **Tiger Cub Scout Requirements**
- Discuss with your leader or parent/guardian the importance of the Leave No Trace front country guidelines.
- Complete the activities for Achievement 5, Let's Go Outdoors.
- Participate in a Leave No Trace-related service project.
- Promise to practice the Leave No Trace front country guidelines by signing the Cub Scout Leave No Trace Pledge.
- Draw a poster to illustrate the Leave No Trace front country guidelines and display it at a pack meeting.

Leave No Trace Award



- **Wolf Cub Scout Requirements**
- Discuss with your leader or parent/guardian the importance of the Leave No Trace front country guidelines.
- On three separate outings, practice the front country guidelines of Leave No Trace.
- Complete Achievement 7, "Your Living World."
- Participate in a Leave No Trace - related service project.
- Promise to practice Leave No Trace front country guidelines by signing the Cub Scout Leave No Trace Pledge.
- Draw a poster to illustrate the Leave No Trace front country guidelines and display it at a pack meeting.

Leave No Trace Award



- **Bear Cub Scout Requirements**
- Discuss with your leader or parent/guardian the importance of the Leave No Trace front country guidelines.
- On three separate outings, practice the front country guidelines of Leave No Trace.
- Complete Achievement 12, "Family Outdoor Adventures."
- Participate in a Leave No Trace - related service project.
- Promise to practice Leave No Trace front country guidelines by signing the Cub Scout Leave No Trace Pledge.
- Draw a poster to illustrate the Leave No Trace front country guidelines and display it at a pack meeting.

Leave No Trace Award



- **Webelos Scout Requirements**
- Discuss with your leader or parent/guardian the importance of the Leave No Trace front country guidelines.
- On three separate outings, practice the front country guidelines of Leave No Trace.
- Earn the Outdoorsman activity badge.
- Participate in a Leave No Trace - related service project.
- Promise to practice Leave No Trace front country guidelines by signing the Cub Scout Leave No Trace Pledge.
- Draw a poster to illustrate the Leave No Trace front country guidelines and display it at a pack meeting.

Leave No Trace Award



- **Cub Scout Leader Requirements**
- Discuss with your den's Cub Scouts or your pack's leaders the importance of the Leave No Trace front country guidelines.
- On three separate outings demonstrate and practice the front country guidelines of Leave No Trace.
- Participate in presenting a den, pack, district, or council awareness session on Leave No Trace front country guidelines.
- Participate in a Leave No Trace-related service project.
- Commit yourself to the Leave No Trace front country guidelines by signing the Cub Scout Leave No Trace Pledge.
- Assist at least three boys in earning Cub Scouting's Leave No Trace Awareness Award.

Leave No Trace Award



- **Boy Scout Requirement**
- Recite and explain the principles of Leave No Trace.
- On three separate camping/backpacking trips demonstrate and practice the principles of Leave No Trace.
- Earn the Camping and Environmental Science merit badges.
- Participate in a Leave No Trace - related service project.
- Give a 10-minute presentation on a Leave No Trace topic approved by your Scoutmaster.
- Draw a poster or build a model to demonstrate the differences in how we camp or travel in high-use and pristine areas.

Donor Awareness Award



Donor Awareness Award



- For a number of years, BSA has offered to Cub Scouts and Boy Scouts the Donor Awareness Patch shown above. It is worn on the right pocket of the uniform as a temporary insignia.
- **BSA has reduced their emphasis on this program, but has not discontinued it completely. The patch is still being produced, but some Scout Shops™ may not routinely stock the patch. To avoid disappointing Scouts, CHECK FIRST to see if any are available in your area before promoting this program and patch.**
- Of course, promoting Donor Awareness is still a valid project for Scouts, and can be done, even without the opportunity to get this patch.

Donor Awareness Award



- There are NO formal requirements for these patches. Each Unit establishes the procedure for awarding the strip. Usually, a Donor Awareness Patch is awarded to a Cub Scout or Boy Scout the first time he is successful in getting an adult family member, friend, relative, or other acquaintance to agree to become an organ donor, and to fill out and carry an Organ Donor Card.
- Typically, a unit will award only ONE patch to a boy while a member of that unit.

Emergency Preparedness Award



Emergency Preparedness Award



- **Program Overview**
- When an emergency occurs, it affects every youth and adult member of BSA in the immediate area, creating the responsibility to respond first, as an individual; second, as a member of a family; and third, as a member of a Scouting unit serving the neighborhood and community. Because of these multiple levels of responsibility, the Emergency Preparedness BSA plan includes training for individual, family, and unit preparedness. Special training in all three areas is a prerequisite for BSA members conducting any type of emergency service in their communities.

Emergency Preparedness Award



- **Individual Preparedness** The primary emphasis of this initial step in the program is to train members to be mentally and emotionally prepared to act promptly and to develop in them the ability to take care of themselves. Teaching young people to know and be able to use practical survival skills when needed is an important part of individual preparedness.
- **Family Preparedness** Since family groups will be involved in most emergency situations, this part of the plan includes basic instructions to help every Scouting family prepare for emergencies. Families will work together to learn basic emergency skills and how to react when faced with fires, floods, hurricanes, tornadoes, explosions, warning signals, fallout protection, terrorism attacks, and other emergency situations.

Emergency Preparedness Award



- **Community Preparedness** The program fosters the desire to help others and teaches members how to serve their communities in age-appropriate ways. By taking the age-appropriate First Aid for Children course (Tiger Cubs) and *Basic Aid Training* (Wolf and Bear Cub Scouts), these boys help ease the burden on the family and community resources. Through all Scouting ranks and for adult members, the responsibilities and skills for community service increase with the members' maturity..

Emergency Preparedness Award



- **Tiger Cub Requirements**
- Complete Tiger Cub Achievement 3—Keeping Myself Healthy and Safe. This achievement covers a family fire plan and drill and what to do if separated from the family.
- Complete Tiger Cub Elective 27—Emergency! This elective helps a Tiger Cub be ready for emergencies and dangerous situations and has him discuss a family emergency plan with his family.
- With your parent or guardian's help, complete one of these three activities.
 - Take the American Red Cross *First Aid for Children Today* (FACT) course.
 - Join a safe kids program such as McGruff Child Identification, Internet Safety, or Safety at Home.
 - Show and tell your family household what you have learned about preparing for emergencies.

Emergency Preparedness Award



- **Wolf Cub Scout Requirements**
- Complete Wolf Cub Scout Achievement 9*—Be Safe at Home and on the Street. This is a check of your home to keep it safe.
- Complete Wolf Cub Scout Elective 16*—Family Alert. This elective is about designing a plan for your home and family in case an emergency takes place.
- With your parent or guardian's help, complete one of the following activities that you have not already completed for this award as a Tiger Cub:
 - Take American Red Cross *Basic Aid Training* (BAT) to learn emergency skills and care for choking, wounds, nose bleeds, falls, and animal bites. This course includes responses for fire safety, poisoning, water accidents, substance abuse, and more.
 - Make a presentation to your family on what you have learned about preparing for emergencies.
 - Join a Safe Kids program such as McGruff Child Identification program. Put on a training program for your family or den on stranger awareness, Internet safety, or safety at home.
- * Achievement and elective *numbers* could change; the achievement or elective *title* determines what the requirement is.

Emergency Preparedness Award



- **Bear Cub Scout Requirements**
- Complete Bear Cub Scout Achievement 11*—Be Ready. The focus of this achievement is the best way to handle emergencies.
- Make a small display or give a presentation for your family or den on what you have learned about preparing for emergencies.
- With your parent or guardian's help, complete one of the following activities that you have not already completed for this award as a Tiger Cub or Wolf Cub Scout:
 - Take American Red Cross *Basic Aid Training* (BAT) to learn emergency skills and care for choking, wounds, nose bleeds, falls, and animal bites. This course includes responses for fire safety, poisoning, water accidents, substance abuse, and more..
 - Put together a family emergency kit for use in the home.
 - Organize a safe kids program such as McGruff Child Identification program. Put on a training program for your family or den on stranger awareness, Internet safety, or safety at home.
- * Achievement and elective *numbers* could change; the achievement or elective *title* determines what the requirement is.

Emergency Preparedness Award



- **Webelos Scout Requirements**
- Earn the Readyman activity badge from the community badge group.
- Build a family emergency kit, with an adult family member participating in the project.
- With your parent or guardian's help, complete one of the following that you have not already completed for this award as a Tiger Cub or Wolf or Bear Cub Scout:
 - Take a first aid course conducted by your local American Red Cross chapter.
 - Give a presentation to your den on preparing for emergencies.
 - Organize a training program for your Webelos den on stranger awareness, Internet safety, or safety at home.

Emergency Preparedness Award



- **Boy Scout and Varsity Scout Requirements**
- Participate in creating an emergency plan for your home and for your troop or team's Scouting activities. Be sure you know the details of both emergency plans.
- Earn the First Aid or the Emergency Preparedness merit badge.
- With your troop or team, including its adult leaders, participate in emergency preparedness training conducted by community emergency preparedness agencies.

Emergency Preparedness Award



- **Venturer Requirements**
- Complete all of the Emergency Preparedness core requirement number 4 (page 17, *Ranger Guidebook*).
- Do one of the following:
 - Complete the First Aid core requirement (page 16, *Ranger Guidebook*) This may be fulfilled either by completing the standard American Red Cross first aid course *When Help Is Delayed* or by completing the American Red Cross *Wilderness First Aid Course*.
 - With your crew, including its adult leaders, participate in emergency preparedness training coordinated by community emergency preparedness agencies.

Emergency Preparedness Award



- **Unit Volunteer Scouter Requirements**
- This award is available to all registered Scouters who serve a unit, including all leaders and committee members.
- Do any three of the following:
- Develop an emergency preparedness program plan and kit for your home and be sure all family members know the plan.
- Participate actively in preparing an emergency plan of action for your Scouting unit meeting place. (This includes all locations where you might have a meeting.)
- Put together a unit emergency kit to be kept at your unit meeting location. (This includes all locations where you might have a meeting.)
- Take a basic first aid/CPR course, or participate as an active volunteer in a community agency responsible for disaster preparedness.

Emergency Preparedness Award



- **Council/District Volunteer Scouter Requirements**
- Do any three of the following:
- Develop an emergency preparedness program plan and kit for your home and be sure all family members know the plan.
- Take a basic first aid/CPR course.
- Participate as an active volunteer in a community agency responsible for emergency disaster preparedness.
- Participate actively in developing an emergency preparedness program for a council or district activity.
Example: a camporee, Scouting show, fun day, etc.

BSA Crime prevention program



BSA Crime prevention program



- **The Crime Prevention Award**
Recognitions consisting of patches, wallet cards, certificates, and pins are available. All participants - including those not registered in Scouting - are eligible to earn the Crime Prevention Award provided they fulfill the requirements of the two phases outlined below and detailed on the application form.
- **Phase I-Youth and Family**
Youth and family members fulfill this phase of the award by completing the activities outlined on the application form for this phase, and having a parent and/or unit leader sign the application form afterward.
- **Phase II-Youth and Unit**
This phase of the award is completed by (1) securing the approval of a unit leader for a crime prevention project, either an original project or a project of a neighborhood- or community-based organization; (2) participating with your unit, den, patrol, friends, family, neighborhood, or community in the crime prevention project; and (3) having a parent and/or unit leader sign the application form afterward.
- Once both phases have been completed, the unit leader must sign the application. Awards may be purchased at the local council service center.

BSA Crime prevention program



- **Youth**
When working on crime prevention with youth, help them learn the importance of the following:
- Settle arguments with words, not fists or weapons. Do not stand around and watch while others are arguing; violence often spreads into groups of bystanders.
- Learn safe routes and good places to find help in the neighborhood. Trust your feelings; if you sense danger, get away fast. Report any crimes or suspicious actions or individuals to the police, school authorities, or parents.
- Do not open the door to anyone you do not know and trust. Never go anywhere with someone you do not know and trust.
- Whenever you leave home, tell parents, relatives, or other responsible adults where you are going, who you will be with, and when you expect to be home.
- Do not use alcohol or other drugs.
- Stick with friends who are not violent and who do not use alcohol or drugs. Avoid known "trouble spots" and difficult situations.
- If someone tries to abuse you or touch you inappropriately, yell no, get away, and tell a trusted adult.
- Get involved in making your neighborhood safer. Join with your neighbors, neighborhood associations, and local schools in these efforts.
- Help teach younger children how to avoid being victims of crime. Set a good example for them, and explain why it's important to be safe.

BSA Crime prevention program



- **Family**
Addressing crime prevention through families is one of the most effective ways to combat the problem. Here are some important topics for family or one-on-one discussion:
- Children need to feel that someone cares enough to protect them. Adults need to set limits, rules, and standards for children. Discuss the reasons for and importance of these boundaries.
- Children need to talk about violent situations they might witness or be involved in. How might such violent situations be avoided? How can children prevent such situations from happening to themselves or their family and friends? What is a loving and supportive environment, and how is it created?
- Why is it important to be trustworthy? How does a person earn a reputation for trustworthiness? How does a person lose that reputation, and what does it feel like? Discuss how one small violation of trust can lead to larger ethical compromises.
- Is it right to "narc on" someone you know? How does silence allow crime to flourish? Discuss ways to tell the truth about someone else's actions without suffering reprisals. Give examples.
- It can be difficult to develop a sense of respect and appreciation for one's family, community, and world. Discuss focusing on positive things - not just problems.
- **The following strategies and projects can involve individuals or whole families in preventing crime:**
- Don't keep or temporarily place weapons where children have access to them. A parent's attitude and example can be extremely influential when it comes to weapons.
- Get to know your neighbors and help your children develop trust with them. Increase the awareness of everyone in your neighborhood of situations that could attract crime - for example, empty houses, open garage doors, unaccompanied children.
- Stay in touch with your children and have them stay in touch with you. Teach them how to contact you and how to find another trusted adult any time they need help.
- Offer the use of your home as a refuge and a reliable source of help for children who are frightened or need assistance.
- Organize, join, or participate in your neighborhood's or community's crime watch efforts. Help educate others about crime prevention.

BSA Crime prevention program



- **Neighborhood/Community**
When you focus on community crime prevention, consider participating in the following programs:
 - Neighborhood watch
 - Child identification
 - The McGruff program
 - Safety for elderly people
 - Local police or sheriff's department initiatives
 - Church- or school-based anti-crime initiatives
- **Consider these suggestions for crime prevention projects:**
 - Work with local schools and parks to establish drug-free, weapon free zones. Build a partnership with police. Focus on solving problems instead of reacting to crises.
 - Help develop community pride by cleaning up the neighborhood. Involve the whole community. Contact the departments of public works or parks and recreation for specific ideas, guidance, or suggestions.
 - Build a phone list of local organizations that offer counseling, job training, guidance, and other services that provide positive options to at-risk youth and families. Distribute the list in your neighborhood using local libraries, recreation centers, and other facilities.

World Friendship Fund



World Friendship Fund



- The World Friendship Fund was developed by the Boy Scouts of America during the closing days of World War II. At the time, there was a great need to rebuild Scouting in nations that had been wracked by war and were just emerging from the shadows of totalitarianism.
- In the years that have elapsed, virtually every nation in the free world that has Scouting has been aided by the fund. Both those nations that have had Scouting before and those newly emerging nations that desire the Scouting program for their youth have been helped.
- Through the World Friendship Fund, voluntary contributions of Scouts and leaders are transformed into cooperative projects that help Scouting associations in other countries to strengthen and extend their Scouting programs.
- Since the beginning of the World Friendship Fund, more than \$1 million has been voluntarily donated by American Scouts and leaders to these self-help activities.

BSA Family program



BSA Family program



- Families are the basis of society. It is in the family that a child learns at an early age about love, values, social interactions, self-esteem, and preparation for today's world. Today's family has been targeted as vital to the future of our nation and our world.
- The Boy Scouts Of America has a deep interest in the strength of the family. Scouting's aim is to develop boys, young men, and young women into participating citizens of good character who are physically, spiritually, and mentally fit.
- Through the Scouting movement, the Boy Scouts Of America can help parents to meet these challenges. The organization recognizes that it is the responsibility of parents to teach their children; however, Scouting is an available resource that can help today's families accomplish worthy goals while building and strengthening relationships among family members.
- The BSA Family Book has two major goals: to strengthen families and to encourage family involvement in Scouting. It is written for all parents to use, regardless of their circumstances. The material will help a single father or mother, a two parent family, and grandparents or other adults to teach children in the home.

BSA Family program



- A weekly "Family Talk" is suggested and provides family members an opportunity to learn and to practice relationship skills that will strengthen individuals as well as the family. Each 'Family Talk' has suggested ideas and activities. The parent should select the ones that meet the specific needs of the family. Family members may wish to create or use some of their own activities to help the children practice a relationship skill.
- "Family Talks" can be used in family talk sessions. However, it is hoped that as parents study the material under each topic, they will find ways of using these skills in their daily relationships with family members. Many of the ideas can be used, while riding in the car, during mealtimes, to provide activities for children when there is nothing to do, to initiate discussions in family councils' or as part of other family communications. In other words, family members can creatively adapt the materials and activities to meet their needs and use them to strengthen relationships within their family. Each topic is designed to build family relationships and strengthen your family.

BSA Family program



- A family may earn the "BSA Family Award." (consisting of: the Award Patch, the Award Pin, and the Award Certificate) The experiences family members share as they complete the requirements for, the family award will enrich family living and strengthen family relationships. The family will complete, within a 12 month period, five requirements to earn the award. Two of the requirements are mandatory and three may be the family's choice. Families who are registered for several years may earn the award more than once. For each 12-month period that the family completes the necessary requirements, the family may qualify to receive the "BSA Family Award. Each time the award is earned, the family will receive a BSA Family Award Certificate. The certificate will indicate the 12-month period in which the family completed the requirements.
- When the family has completed the necessary requirements, the parent should sign the certificate and notify the pack committee member responsible for the BSA Family program. The pack committee member should sign the certificate and make arrangements to present the certificate to the family. The certificate may be presented to the family at a monthly pack meeting or at another time. The certificate could be mailed to the family, if necessary.

Summertime pack award



Summertime pack award



- All the pack has to do is plan and conduct a monthly pack activity for June, July, and August. The whole idea is to keep your pack together and doing things during the summer when boys have the most free time.

The Recognitions

- A pack committee member should keep the record of activities, participation of dens, and attendance of Cub Scouts. Submit the application form to the local council service center as soon after your August activity as possible. An appropriate pack meeting ceremony should be planned for the presentation of the awards, which are:

- **For the Pack** - A full-color certificate suitable for framing and an attractive streamer for the pack flag.

For the Dens of the award earning Pack - A den ribbon for each den that has 50 percent or more of its boys participating in each of the three activities.

- **For the boys of the award earning Pack** - A pin for each boy who takes part in all of the summer months' activities.

Religious emblems program

CUB SCOUT RELIGIOUS EMBLEMS



PARYULI DEI



ALEPH



GOD & ME



BISMILLAH



SAINT GEORGE



METTA



LOVE & HELP



GOD AND COUNTRY



UNITY OF MANKIND



JOYFUL SERVANT



THAT OF GOD



LOVE FOR GOD



LOVE OF GOD



SAINT GREGORY

Religious emblems program



- *A Scout is reverent. He is reverent toward God. He is faithful in his religious duties and respects the convictions of others in matters of custom and religion.*
- To encourage members to grow stronger in their faith, religious groups have developed the following religious emblems programs for Cub scouts:
 - God and Me
 - God and Family
- Most of the awards consist of bar pins, ribbons, and pendants, and are worn on the uniform above the left pocket on formal occasions. In addition, the Religious Emblem Square knot, shown at the top of this page, may be worn on the uniform over the left pocket by youth or adults who earned any of the religious awards. One or more miniature devices are affixed to the knot to indicate which level(s) of the award was earned

Knots



- There are numerous knots that are awarded in Scouting. I am only going to concentrate on those related to training, as these are ones leaders can elect to achieve. The others are awarded based on Meritorious service.
- I have included a chart depicting all the knots for reference.

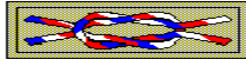
YOUTH ACHIEVEMENT AWARDS



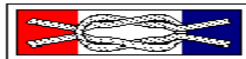
ARROW OF LIGHT




HORNADAY AWARD



EAGLE SCOUT

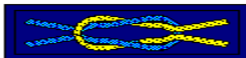


EXPLORER ACHIEVEMENT AWARD



QUARTERMASTER AWARD

LEADERSHIP AWARDS




CUB SCOUTER AWARD



CUBMASTER AWARD



DEN LEADER COACH AWARD



WEBELOS DEN LEADER AWARD



DEN LEADER AWARD



TIGER GROUP ORGANIZER AWARD



SCOUTER TRAINING AWARD



SCOUTER'S KEY



SCOUTMASTER AWARD OF MERIT



SEA BADGE



PROFESSIONAL TRAINING AWARD

RELIGIOUS EMBLEMS

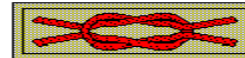


RELIGIOUS EMBLEM (YOUTH)



RELIGIOUS AWARD (ADULT)

BRAVERY AWARDS



HONOR MEDAL

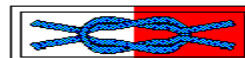


HEROISM AWARD



MEDAL OF MERIT

HONOR AWARDS



GEORGE MEANY AWARD




WHITNEY YOUNG, JR. AWARD



WILLIAM H. SPURGEON AWARD



ORDER OF THE ARROW DISTINGUISHED SERVICE AWARD



DISTINGUISHED COMMISSIONER SERVICE AWARD



DISTRICT AWARD OF MERIT



SILVER BEAVER



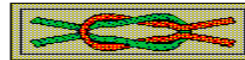
SILVER ANTELOPE



SILVER BUFFALO



SILVER WORLD



JAMES E. WEST MEMORIAL AWARD

Knots - Cubmaster



- **Tenure:** Serve as a registered Cubmaster for two years or as a registered assistant Cubmaster for one year and a Cubmaster for one year.
Training: Complete 'The New Cubmaster' Fast Start Training.
- Complete basic training for Cubmasters.
- Complete Youth Protection training.
- During each year of tenure for this award, participate in a Cub Scout Leader pow wow or University of Scouting, or attend at least four roundtables.
- **Performance:** As a Cubmaster or assistant Cubmaster in a pack, earn the national Quality Unit Award at least twice.
- Earn the National Summertime Pack Award at least once.
- Plan and conduct pack meetings during each year registered as Cubmaster.

Knots – Cub Scouter



- **Tenure:** Complete two years as a registered adult leader in a Cub Scout pack.
- **Training:** Complete Fast Start Training for your position.
- Complete basic training for any Cub Scouting position.
- Complete Youth Protection training.
- During each year of tenure for this award, participate in a Cub Scout Leader pow wow or University of Scouting, or attend at least four roundtables.
- **Performance:**
Do five of the following: Assist in planning a pack program that results in advancement in rank by a minimum of 50 percent of pack members each year.
- Serve as an adult leader related to a pack that earns the national Quality Unit Award.
- Serve as leader of a blue and gold banquet, pinewood derby, space derby, raingutter regatta, field day, picnic, or other Cub Scout activity.
- Give leadership to a promotional effort that results in at least 60 percent of pack members subscribing to Boys' Life magazine.
- Develop or update a Tiger Cub or Cub Scout den activity book listing places to go, things to do, costs, distances, etc., locally for the five Tiger Cub areas or at least 12 Cub Scout themes.
- Give leadership to planning and conducting a pack service project.
- Organize participation of a pack in the Cub Scout Academics and Sports program.
- Help with two annual unit Friends of Scouting campaigns.
- Serve as a leader for members of your pack attending a Cub Scout day camp or resident camp.
- Serve one year as pack trainer, during which time 75 percent of registered pack and den leaders complete basic training for their positions.

Knots – Pack Trainer



- **Tenure:** Complete two years as a registered pack trainer.
- **Training:** Complete Fast Start Training for the pack committee.
- Complete Basic Leader Training for any Cub Scouting position.
- Complete New Leader Essentials and be familiar with and able to explain the key elements of Leader Specific Training for all volunteer positions in the pack.
- Complete Youth Protection Training.
- Participate in a trainer development conference.
- **Performance:** Participate in a Cub Scout leader pow wow or university of Scouting (if your council conducts them) during each year of tenure for this award.
- Have Cub Scout roundtable staff certify your attendance for at least 30 percent of the roundtables during each year of tenure for this award.
- Attain 100 percent trained leadership within the pack for the committee chairman, Cubmaster, and all den leaders.
- Have a working plan in place for delivering Fast Start training to new leaders within 48 hours of their joining your pack.
- Have a working plan in place for helping leaders who have not taken basic training to attend New Leader Essentials and Leader Specific training.
- Keep and update training records of all leaders in your pack.
- During the pack annual program planning meeting, be available to answer questions about training courses.
- Review ongoing pack leadership training status and provide leaders with updates on any available supplemental training.

Knots – Den Leader - Tiger



Tenure: Complete one year as a registered Tiger Cub den leader

Training: Complete 'The New Tiger Cub Den Leader' Fast Start Training.

Complete basic training for Tiger Cub den leaders.

Complete Youth Protection training.

During your tenure for this award, participate in a Cub Scout leader powwow or University of Scouting, or attend at least four roundtables.

Performance:

Do all of the following: Conduct a Tiger Cub roundup for your pack with at least five new Tiger Cub boy/adult teams recruited.

Contact the host team each month and provide support as needed for one year.

Coordinate Tiger Cub den participation in three Cub Scout pack activities each year.

Graduate at least 60 percent of your Tiger Cubs into a Cub Scout den.

Report on the progress of Tiger Cub dens at 75 percent of pack leader meetings.

Knots – Den Leader



Tenure: Complete one year as a registered Cub Scout den leader.

Training: Complete 'The New Den Leader' Fast Start Training.

Complete basic training for Cub Scout den leaders.

Complete Youth Protection training.

During your tenure for this award, participate in a Cub Scout leader pow wow or University of Scouting, or attend at least four roundtables.

Performance:

Do five of the following: During at least one program year, have a minimum of 50 percent of the Cub Scouts in your den earn the rank for their grade or age (Wolf or Bear).

At least once, reregister a minimum of 75 percent of the eligible members of your den as a part of pack rechartering.

Graduate a minimum of 60 percent of the eligible members of your den into Webelos Scouting.

Have an assistant den leader who meets regularly with your den.

Have a den chief who meets regularly with your den.

Take leadership in planning and conducting a den service project.

Conduct at least three den meetings per month, nine months per year, or follow an optional plan approved by the pack.

Participate with your den in a Cub Scout day camp or Cub Scout resident camp experience.

Explore three Character Connection activities with your den members in one year.

Hold regular den meeting and den activity planning sessions with your assistant den leader.

Knots – Den Leader - Webelos



- **Tenure:** Complete one year as a registered Webelos den leader.
- **Training:** Complete 'The New Webelos Den Leader' Fast Start Training.
- Complete basic training for Webelos den leaders.
- Complete Youth Protection training.
- Complete outdoor training for Webelos den leaders.
- During your tenure for this award, participate in a Cub Scout leader pow wow or University of Scouting, or attend at least four roundtables.
- **Performance:**
Do seven of the following: During at least one program year, have a minimum of 50 percent of the Webelos Scouts in your den advance in rank (Webelos badge or Arrow of Light Award).
- At least once, reregister a minimum of 75 percent of the eligible members of your den as part of pack rechartering.
- Graduate a minimum of 60 percent of the eligible members of your Webelos den into Boy Scouting.
- Have an assistant Webelos den leader who meets regularly with your Webelos den.
- Have a Webelos den chief who meets regularly with your den.
- Take leadership in planning and conducting two Webelos overnight campouts or other outdoor den activities.
- Assist in planning and conducting a Webelos den/Boy Scout troop joint activity.
- Take leadership in planning and conducting a Webelos den service project.
- Conduct at least three Webelos den meetings per month, nine months per year, or follow an optional meeting plan approved by the pack.
- Participate with your den in a Webelos day camp or resident camp experience.
- Explore three Character Connection activities with your den members in one year.
- Hold regular den meeting and den activity planning sessions with your assistant den leader.

Knots – Scout Leader



- **Tenure:** Complete a total of 2 years as a registered adult Boy Scout leader
- **Training:** Complete Boy Scout Leader Fast Start training
- Complete New Leader Essentials
- Complete Scoutmaster Basic Leader Training
- Complete Introduction to Outdoor Leader Skills
- >Complete Youth Protection Training
- **Performance:** Do any **five** of the following:
 - Participate in a support role for five overnight campouts.
 - Help with two annual unit and/or district Friends of Scouting presentations.
 - Participate actively in three troop parents' nights or courts of honor.
 - Help organize or reorganize a Boy Scout troop.
 - Help supervise or support a troop money-earning project.
 - Participate in a supplemental training course at either the council or national level.
 - Serve on the staff of a council or district training event.
 - Serve as a merit badge counselor for at least five Scouts.
 - Successfully complete Wood Badge training.
 - Fulfill requirements of a troop committee function from the *Troop Committee Guidebook*.
 - Assist actively with a Webelos den for 6 months.
 - Participate in six Boy Scout leader roundtables.

Knots – Scoutmaster's Key



- **Tenure:** Complete at least 3 years of registered tenure as a Scoutmaster within a 5-year period. (can include the tenure used to earn the Scouter's Award)
- **Training:** Complete Boy Scout Leader Fast Start Training.
- Complete New Leader Essentials
- Complete Scoutmaster and Assistant Scoutmaster Specific Training.
- Complete Youth Protection Training.
- Complete Introduction to Outdoor Leader Skills.
- Earn Boy Scout Leader's Training Award.
- Conduct troop youth leader training (three times).
- Participate in one supplemental training course either at a local council or national level.
- Participate as an adult in youth leader training by either serving on the staff or attending the Scoutmaster orientation session of the national youth leader training conference.
- **Performance:** Earn the Boy Scout Troop National Quality Unit Award two times during the three year period.

Knots – Scouter Award of Merit



- **Tenure:** Serve as Scoutmaster for at least 18 months
- **Training:** Complete Boy Scout Leader Fast Start
- Complete Scoutmastership Fundamentals
- **Performance:** Be a currently registered Scoutmaster
- Achieve the Quality Unit Award at least once during period of service
- Have a record of proper use of the Boy Scout advancement program, resulting in a majority of troop Boy Scouts attaining the First Class rank
- Have a record of:
 - Development of boy leadership through the patrol method
 - Positive relations with the troop's chartered organization
 - An extensive outdoor program including strong summer camp attendance
 - A positive image of Scouting in the community
 - A troop operation that attracts and retains Boy Scouts